

STS-8 Single Rotor Shredder

The STS-8 easily shreds and reduces bulky waste, industrial waste, plastic, wood, pre & post consumer products and much more.

It does more so you can DO MORE!

STANDARD FEATURES

Shred-Tech's STS-8 is manufactured to exacting quality control standards, ensuring maximum shredder durability. Extra heavy-duty construction and attention to detail results in a shredder that performs well and is operator friendly.

OVERVIEW

The STS-8 is capable of processing virtually any and all types of plastics and wood in all shapes, sizes and quantities. Our team of experienced technical sales representatives are trained to advise on the exact equipment specifications needed to meet all application requirements.

Rigorous testing and video & digital imaging hardware, enable our team to provide accurate recommendations; with test results available for the customer to review.



BENEFITS


- Reinforced all welded construction - prevents screen damage from tramp metal and other unshreddable objects.
- Fluid coupling prevents damage to the drive system during high shock loads or heavy levels or contaminates. Provides reduced motor load starting.
- Available abrasion resistant wear components decrease operating costs.
- Bearings & seals - mounted outboard of the cutting chamber to avoid contamination.
- Two-speed ram for efficient processing.
- Replaceable ram guides.

OPTIONS

As with all Shred-Tech shredders, the STS line can be equipped with a full compliment of options including:

- Custom hoppers and stands
- In-feed and discharge conveyors
- Pneumatic discharge and dust control
- Vibrating, magnetic or rotary separation
- Modem capabilities
- PLC interfacing for peripheral equipment





STS-8 Single Rotor Shredder

Suited for bulky waste, industrial waste, RDF and SRF production and much more!

| SHREDDER TECHNICAL SPECIFICATIONS | METRIC | IMPERIAL |
|-----------------------------------|----------------------------|---------------------------|
| PRODUCT SPECIFICATIONS | | |
| Rotor Diameter | 800 (mm) | 31.50" |
| Rotor Width | 3,000 (mm) | 118.11" |
| Shredder Motor | 160 + 160 (kw) | 200 +200 (hp) |
| Rotor RPM | 80 | 80 |
| Cutting Chamber Size | 1,668 x 3,000 (mm) | 65.67" x 118.11" |
| Screen Opening Diameter | 40 (mm) | 1.57" |
| Rotor Knife Quantity | 156 | 156 |
| Rotor Knife Size | 40 (mm) | 1.57" |
| Bed Knife Quantity | 10 | 10 |
| Hydraulic Ram Motor | 15 (kw) | 20 (hp) |
| Shredder Length/Width/Height | 4,000 x 5,400 x 2,850 (mm) | 157.48 x 212.60 x 112.20" |
| Weight | 27,000 (kg) | 59,508 (lbs) |

OPTIONS

- Various rotor widths and powers to suit application
- Various screen opening diameters to suit application
- Wear resistant rotor and screen material
- Rotor cooling for low melt temperature materials

FEATURES

- Bolted rotor knife holders
- Horizontal ram with variable speed dependent upon motor current load
- Ram equipped with angled, serrated face for positive grip
- Gear reduced drive with matched "V" belts
- Four-sided rotor knives made from tool steel can be rotated before replacement
- Adjustable bed knives to maintain critical clearance
- Hydraulically actuated cover for quick access to screen
- Rubber vibration isolation foot pads

TYPICAL APPLICATIONS

- Wood pallets, offcuts
- Plastic mouldings, purgings and film
- Paper products and cardboard
- Beverage containers, plastic and aluminum
- Carpet and fabric
- Household and commercial waste
- RDF and SRF production
- C&D plastic
- Bulky waste, industrial waste



Product specifications subject to change without notice.

>> All Shred-Tech Shredders are available under US Federal Supply Contract.® All rights reserved. Shred-Tech and Shred-Tech logo are registered trade-marks of Shred-Tech.

>> SHRED-TECH. COMPLETE INFORMATION DESTRUCTION AND RECYCLING SOLUTIONS.

W www.shred-tech.com | E shred@shred-tech.com | T 800.465.3214 or 519.621.3560 | F 519.621.4288
SERVICE HOTLINE 877.566.2345

