

SHRED-TECH...
THINKING GREEN SINCE DAY ONE!


SHRED-TECH

COMPLETE INFORMATION DESTRUCTION AND RECYCLING SOLUTIONS


www.shred-tech.com | shred@shred-tech.com

tf. 1.800.465.3214 | t. 519.621.3560 | f. 519.621.4288

Service Hotline: 1.877.566.2345



SHRED-TECH'S GREEN COMMITMENT



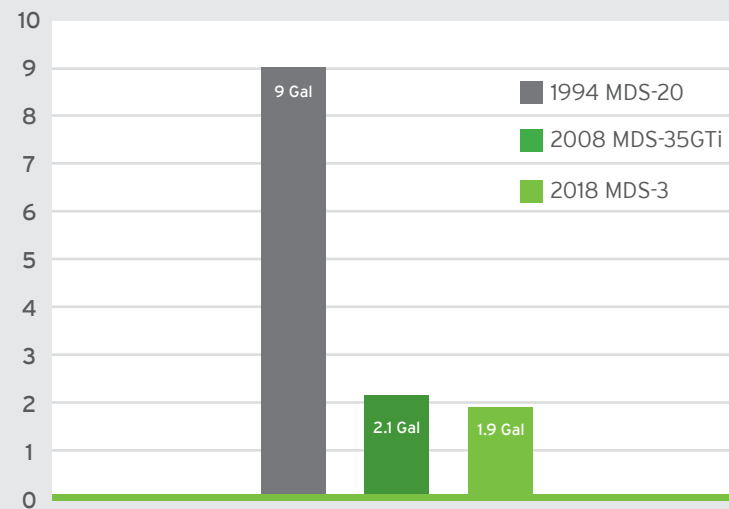
SHRED-TECH... THINKING GREEN SINCE DAY ONE!

Every year the paper shredded and recycled by Shred-Tech built trucks, saves an estimated 22,700,000 trees.

Shred-Tech is committed to providing the most efficient and environmentally friendly shredding and collection vehicles available, and we are pleased to introduce new features and equipment that follow Shred-Tech's Environmental Stewardship.

Shred-Tech's R&D department have developed and launched many product improvements and features that have resulted in lower fuel consumption and emissions. For example, by increasing shredder throughput by 650% over the last ten years with a minimal increase in power requirements a Shred-Tech MDS-3 requires approximately 1.9 gallons of fuel per ton of paper shredded vs 9 gallons per ton of paper shredded in the original MDS-20. This also means greatly reduced emissions per ton of paper shredded.

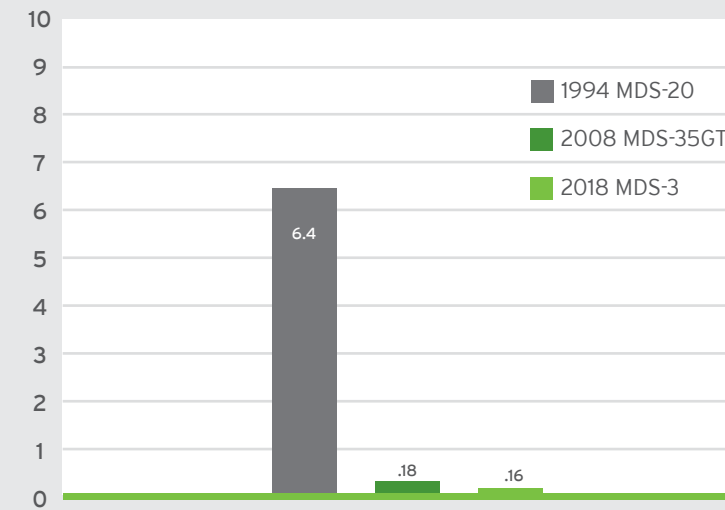
GALLONS OF FUEL / TON SHREDDED



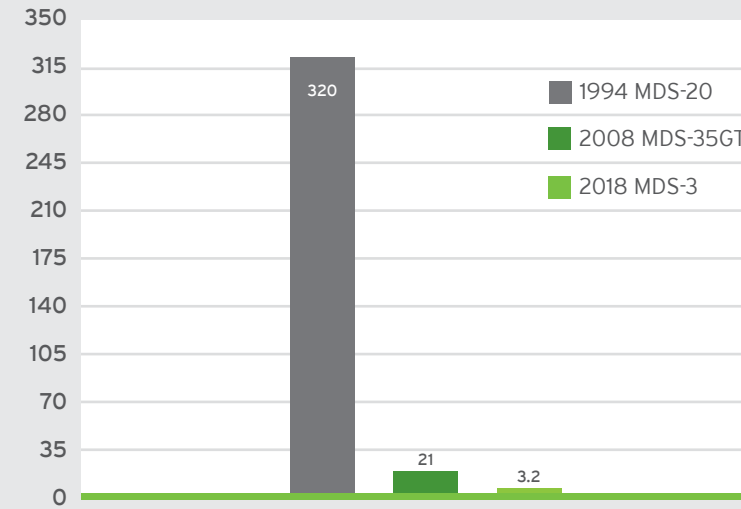
>> Hp input is directly related to energy consumption. Therefore, Shred-Tech trucks consume less energy per lb of paper shredded than any other system on the market.

>> LOWER EMISSIONS

PARTICULATE MATTER IN GRAMS PER TON SHREDDED



NOX EMISSIONS GRAMS PER TON SHREDDED



>> Shred-Tech is pleased to announce that all of its 2018 model shredding and collection trucks run on ULSD (Ultra Low Sulfur Diesel) and B5 BioDiesel and meet the EPA's toughest emissions standards.

"PREDICTIVE IDLE WITH AUTO SHUTDOWN" TO FURTHER REDUCE FUEL CONSUMPTION.

"PREDICTIVE IDLE/AUTO SHUTDOWN" is a program available on all models, that senses low shredder loads to shut off the high engine idle when the shredder is unattended and the hopper is empty. Moments later the PTO's are turned off along with the engine.

This means never wasting fuel and engine hours. The new remote panel start button allows you to restart the truck from the side control panel when you return with more paper to shred.

HOW IT WORKS

- 5 seconds/low pressure - engine to low idle
- 60 seconds the PTO's are turned off
- 125 seconds the engine is turned off

** At anytime the engine and shredder can be restarted from the operators control panel.

We are busy developing many more fuel saving and environmentally friendly products and features that will be introduced in the months ahead as we continue to focus on ways to help you grow your business while reducing your carbon footprint.



>> PRINTED ON RECYCLED PAPER.



SHRED-TECH. COMPLETE INFORMATION DESTRUCTION AND RECYCLING SOLUTIONS.

