


2 Year-Limited Warranty

# MDV-1

**ON-SITE** **DIGITAL**  
**DATA**  
**DESTRUCTION**





**MOBILE DIGITAL DATA SHREDDING VEHICLES  
INCREDIBLE THROUGHPUT.**



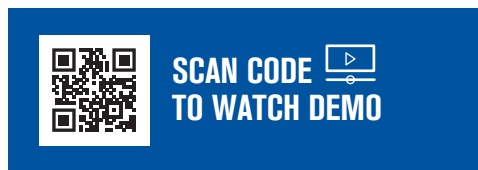
IT DOES MORE SO YOU CAN DO MORE!

PRODUCT SPECIFICATIONS	HARD DRIVES		SOLID STATE DRIVES	
	IMPERIAL	METRIC	IMPERIAL	METRIC
<b>PERFORMANCE</b>				
Throughput	Up to 600 drives/hr	Up to 600 drives/hr	Up to 900 drives/hr	Up to 900 drives/hr
GVWR	9,480 lbs	4,300 kg	9,480 lbs	4,300 kg
GVWR	Up to 600 drives/hr	Up to 600 drives/hr	Up to 900 drives/hr	Up to 900 drives/hr
<b>VEHICLE SPECIFICATIONS</b>				
Vehicle Dimensions (LxWxH)	22'10" x 7'9" x 9'2"	6,960 x 2,362 x 2,794mm	22'10" x 7'9" x 9'2"	6,960 x 2,362 x 2,794mm
Interior Floor Space (LxWxH)	12' x 7'9" x 6'3"	3,658 x 2,362 x 1,905mm	12' x 7'9" x 6'3"	3,658 x 2,362 x 1,905mm
Vehicle Weight with Shredder	7,500 lbs	3,402 kg	7,500 lb	3,402 kg
Storage Shelf (LxWxH)	48" x 14" x 62"	1,219 x 356 x 1,575mm	48" x 14" x 62"	1,219 x 356 x 1,575mm
Honda Inverter Generator (LxWxH)	43" x 29" x 31"	1,092 x 737 x 787mm	43" x 29" x 31"	1,092 x 737 x 787mm
Roof Vent - 3-Speed Intake/Exhaust	14" x 14"	356 x 356mm	14" x 14"	356 x 356mm
<b>SHREDDER SPECIFICATIONS</b>				
Overall Dimensions (LxWxH)	52" x 21 7/8" x 43 9/16"	1,321 x 556 x 1,106mm	52" x 21 7/8" x 43 9/16"	1,321 x 556 x 1,106mm
M/C Weight	1,100 lbs	499 kg	1,100 lbs	499 kg
Floor Space	8 ft <sup>2</sup>	0.74 m <sup>2</sup>	8 ft <sup>2</sup>	0.74 m <sup>2</sup>
Drive	Electric	Electric	Electric	Electric
Horsepower	3 HP	2.2 kW	3 HP	2.2 kW
Voltage	208-240	208-240	208-240	208-240
Hertz	50/60	50/60	50/60	50/60
Standard Knife Thickness	1 5/8"	41mm	3/8"	9mm
Knife Diameter	6 1/2"	165mm	6 3/4"	170mm
Hex Size	2 3/8"	60mm	2 3/8"	60mm
Distance Between Shafts	6"	152mm	6"	152mm
Cutting Chamber	5" x 12 1/2"	127 x 318mm	3" x 12 1/2"	76 x 318mm
Collection Bin Size (LxWxH)	20" x 12" x 10"	508 x 305 x 254mm	20" x 12" x 10"	508 x 305 x 254mm
Feed Height	43 1/2"	1,105mm	43 1/2"	1,105mm
Chute Opening	11/4" x 5"	32 x 127mm	11/4" x 4"	32 x 102mm




### ABOUT THE MDV-1

The MDV-1 is equipped with our ST-5 dual shaft / dual chamber shredder, and can shred up to 600 hard drives or up to 900 solid state drives per hour ensuring destruction of your customers' hard drives and sensitive information on the spot. Complete with a remote start Honda 5,500W (7,000W Peak) Generator/Inverter that also powers your A/C electric devices such as laptops, cell phones, barcode scanners and more. A Datagone LG Plus degausser is available as an option. Every MDV-1 comes complete with remote fueling, a fire extinguisher, a carbon monoxide detector with alarm, roof vent, storage shelf, partition wall (with lockable sliding door to cargo area), LED lighting and e-track in rear cargo, it has never been easier and more cost-effective to add an additional revenue stream to your business.



### COMPLETE INFORMATION DESTRUCTION AND RECYCLING SOLUTIONS

[www.shred-tech.com](http://www.shred-tech.com) | [shred@shred-tech.com](mailto:shred@shred-tech.com)  
 tf. 1.800.465.3214 | t. 519.621.3560 | Service Hotline: 1.877.566.2345



\*Throughput is an estimate based on actual test data and can vary depending on many factors, including hard drive type, system maintenance and operator training. Shred-Tech does not guarantee results. All rights reserved. Shred-Tech and Shred-Tech logo are registered trademarks of Shred-Tech. Specs correct at press time, and may change without notice. 201006