


2 Year-Limited Warranty

MDS-LINE

MOBILE SHREDDING TRUCKS



**MDS-LINE MOBILE SHREDDING TRUCKS
AMAZING PERFORMANCE.**



MDS-LINE

The Perfect Blend of High Performance & Payload

ABOUT SHRED-TECH

Established in 1980 Shred-Tech® is a world leader in designing and manufacturing mobile and stationary shredding and recycling systems. Shred-Tech® has installed more than 5,000 shredding and recycling systems worldwide and is recognized globally for its commitment to engineering innovation and quality. Shred-Tech® is headquartered in Cambridge, Ontario Canada and has operations in North Carolina- USA, Bedford- England, Chonburi-Thailand as well as distributors in the UK, Australia and Japan.



SHREDDER

The MDS-Line gets its amazing performance from the proven ST-15H and ST-35H shredders. The cast aluminum shredders have exceptional strength without the weight of steel. Throughput on the ST-15H can range from 4,500 lbs/hr to 7,000 lbs/hr, and up to 12,000 lbs/hr on the ST-35H. The shredders feature hub knives, high strength alloy shafts as well as two all-new patent pending innovations: cast-in cleaning fingers and a bridgeless vibrating feed hopper.

AUGER COMPACTOR & AUTO UNLOADING


Equipped with Shred-Tech's angled compactor design and durable moving floor unloading system, these features ensure maximum payload of up to 14,000 lbs and rapid discharge of shredded material within a few minutes. This means more time on-route shredding paper and generating revenue.

BIN TUNNEL & CONTROLS

The MDS-Line is equipped with Shred-Tech's proprietary and patented Gripper Tipper®. This bin tunnel loading system allows for quick and easy loading of all industry standard containers. It ensures confidential information is protected from the elements, as it is kept secure and enclosed at all times.

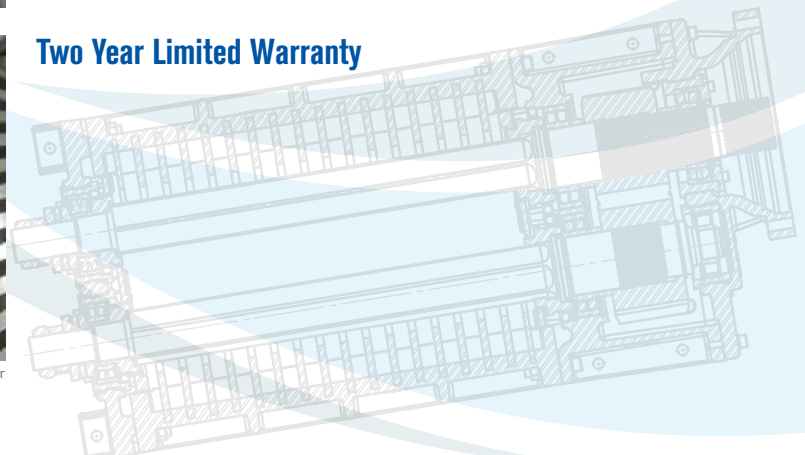
The state of the art Plus+1® micro-control system with advanced intelligence is powerful enough to not only control and monitor the system but it also allows for a job timer, an automatic bin counter, advanced diagnostics and Predictive Idle to name a few of the features. The Plus+1® system offers a level of control, and range of features that are not possible with older analog control panels.

Two Year Limited Warranty



MDS-4 Shredder & Hopper

MDS-4 Cutting Chamber



IT DOES MORE SO YOU CAN DO MORE!

MDS-LINE SPECIFICATIONS	MDS-1-26	MDS-1-33	MDS-2-26	MDS-2-33	MDS-3-26	MDS-3-33	MDS-4-33	MDS-4-52
PERFORMANCE								
Throughput Up To (lbs/hr)*	4,500	4,500	5,500	5,500	7,000	7,000	12,000	12,000
Legal Payload Up To (lbs)**	9,000	14,000	9,000	14,000	8,300	14,000	11,000	18,000
SHRED SIZE								
NAID AAA	S	S	S	S	S	S	S	S
MEASUREMENTS								
Chassis GVW (lbs)	26,000	33,000	26,000	33,000	26,000	33,000	33,000	56,000
Empty Weight (lbs)	17,000	19,000	17,000	19,000	17,700	19,000	22,000	33,000
Length	27' 10"	31'	27' 10"	31'	27' 10"	31'	31'8"	39'8"
Width	8'	8'	8'	8'	8'	8'	8'	8'
Height	12' 6"	13'	12' 6"	13'	12' 6"	13'	13'	13'
PRODUCT SPECIFICATIONS								
Drive	Hydraulic	Hydraulic	Hydraulic	Hydraulic	Hydraulic	Hydraulic	Hydraulic	Hydraulic
Number of Motors	1	1	1	1	1	1	2	2
Shredder Horsepower	65	65	75	75	114	114	228	228
Knife Thickness	5/8" (15.3mm)	5/8" (15.3mm)	5/8" (15.3mm)	5/8" (15.3mm)	5/8" (15.3mm)	5/8" (15.3mm)	5/8" (15.3mm)	5/8" (15.3mm)
Number of Knives	36	36	36	36	36	36	46	46
Knife Diameter	6.9"	6.9"	6.9"	6.9"	6.9"	6.9"	9.5"	9.5"
Hex Size	2 11/16"	2 11/16"	2 11/16"	2 11/16"	2 11/16"	2 11/16"	3 3/8"	3 3/8"
Distance Between Shafts	5 7/8"	5 7/8"	5 7/8"	5 7/8"	5 7/8"	5 7/8"	7 1/2"	7 1/2"
Cutting Chamber (LxW)	21"x 14"	21"x 14"	21"x 14"	21"x 14"	21"x 14"	21"x 14"	26 1/4"x 21"	26 1/4"x 21"
ENGINEERING								
Shred-Tech Shredder Model	ST-15H	ST-15H	ST-15H	ST-15H	ST-15H	ST-15H	ST-35H	ST-35H
Auger Compactor	S	S	S	S	S	S	S	S
Automated Infeed Hopper	S	S	S	S	S	S	S	S
Patented Retractable Bin Tunnel	S	S	S	S	S	S	S	S
Gripper Tipper Cart Lift	S	S	S	S	S	S	S	S
FRP Unibody	S	S	S	S	S	S	S	S
Aluminum Hydraulic Reservoir	S	S	S	S	S	S	S	S
Main Control Panel c/w Micro Controller	S	S	S	S	S	S	S	S
Ground Control Panel & Video Monitoring	S	S	S	S	S	S	S	S
PTO/Hydraulic Drive Configuration	S	S	S	S	S	S	S	S
Walking Floor Unloading System	S	S	S	S	S	S	S	S
Remote Start & Stop W/Parallel Chassis Ignition	S	S	S	S	S	S	S	S
Predictive Idle With Auto Shutdown	S	S	S	S	S	S	S	S
Shredding & Storage Area Cameras	S	S	S	S	S	S	S	S
Product Destruction	S	S	S	S	S	S	S	S
CHASSIS								
Freightliner M2 106	S	S	S	S	S	S	S	S
All Other Makes	O	O	O	O	O	O	O	O

| S | = Standard | O | = Optional

Optional Equipment

CONVENIENCE

- Biodegradable Hydraulic Oil System
- Back up Camera With S/S Guarding
- Aluminum Tool Box
- Strobe Light Package
- Wheel Chocks & Holders
- Tool Kit

PRODUCTIVITY

- HDS-5 Hard Drive Shredder
- Cart Storage Room
- 32 Gallon Cart Adapter

WEIGH SCALES

- Platform (Legal for Trade)
- Tipper Mounted (Not Legal for Trade)

COLD WEATHER OPTIONS

- Electric Hydraulic Oil Plug in Tank Heater
- AC/DC Hydraulic Oil Heater

MISCELLANEOUS

- Paint Other Than White
- Graphics

WARRANTY

- Chassis Extended Warranty
- Shred-Tech 3rd Year Parts Warranty**
- Shredder, Auger, Hopper
- Body & Bin Tunnel
- Walking Floor
- Bin Tipper

Annually, we help save over 20,000,000 Trees

SHRED-TECH'S GREEN COMMITMENT

ENVIRONMENTAL STEWARDSHIP

Our MDS Fleet meets the EPA's strict new low emissions standards and operates on ULSD (ultra-low sulfur diesel fuel) or B5 Biodiesel fuel. All MDS trucks are equipped with Shred-Tech's Predictive Idle with auto shutdown and remote panel start/stop. Predictive Idle senses low shredder loads and shuts off the high engine idle when the shredder is unattended and the hopper is empty. Moments later the PTO's are turned off along with the engine, reducing fuel consumption and lowering engine hours.

.....

Shred-Tech is committed to providing the most efficient and environmentally friendly shredding and collection vehicles available, and we are pleased to introduce new features and equipment that follow Shred-Tech's Environmental Stewardship.




Thinking Green
Since Day One!

COMPLETE INFORMATION DESTRUCTION AND RECYCLING SOLUTIONS

www.shred-tech.com | shred@shred-tech.com

tf. 1.800.465.3214 | t. 519.621.3560 | f. 519.621.4288

Service Hotline: 1.877.566.2345



*Throughput is an estimate based on actual test data and can vary depending upon many factors, including paper type, system maintenance and operator training. **Legal Payload Capacity is an estimate based on chassis GVRW only. Actual payload can vary depending on many factors including paper type, weather conditions, and system maintenance. Shred-Tech does not guarantee throughput or payload results. All Shred-Tech Shredders are available under US Federal Supply Contract.® All rights reserved. Shred-Tech and Shred-Tech logo are registered trademarks of Shred-Tech. Specs correct at press time, and may change without notice. 171031