

ST-1200

2-SHAFT SHREDDER

The largest and most powerful high torque shear shredder available.

The ST-1200 is specifically designed for high shock load and severe duty applications such as OTR tires, magnesium ingots and castings, high volume municipal & industrial waste, oversized bulky waste, copper and steel wire and cable, baled aluminum scrap and other applications. It does more, so you can DO MORE!

STANDARD FEATURES

▶ CONTROL PANEL

The ST-1200 control panel, designed by certified Shred-Tech technicians, features illuminated function buttons, keyed power switch, fused lockable disconnect, hour meter, and programmable logic controller for shredder functions, including knife reversal on overload.

▶ CUTTING CHAMBER

Considered the largest and most powerful high torque shear shredder available today, and available in three cutting chamber sizes; 62" x 70", 62" x 93 1/4" and 62" x 116 1/2".

▶ KNIVES

Shred-Tech Engineers have designed each knife profile and configuration to suit the application for maximum throughput and optimum shred size.

▶ HOPPER AND STANDS

Quality is evident in the workmanship of Shred-Tech's extra heavy duty stand and hopper. As an option, the stand and hopper can be modified to suit the application or installation.

▶ DRIVE SYSTEM


The ST-1200 shredders offer electric/hydraulic and diesel/hydraulic systems. Power units range in horsepower from 600 HP to 1,200 HP. High-torque, multi-cam, radial piston hydraulic motors are available in single or dual configurations. Shred-Tech's superior closed loop hydraulic drive systems allow for knife tip cutting forces in excess of 300,000 lbs.


▶ HEX SHAFTS

The unique machined hex shaft design maximizes knife placement options and allows for easy knife removal and machine maintenance. Size for size, the hex shaft is several times stronger than a keyed shaft, and offers the highest knife-tip cutting force of any comparable shredder on the market.



The ST-1200 is designed for high shock load and severe duty applications





TECHNICAL SPECIFICATIONS	ST-1200HS	ST-1200H	ST-1200HL
MEASUREMENTS			
M/C Length	171 1/2"	194 1/2"	217 3/4"
M/C Width	99 5/8"	99 5/8"	99 5/8"
M/C Height	172 3/4"	172 3/4"	172 3/4"
M/C Weight	70,630 lbs	78,000 lbs	85,400 lbs
Floor Space (sq.ft.)	119	135	151
PRODUCT SPECIFICATIONS			
Drive	Hydraulic	Hydraulic	Hydraulic
Number of Motors	2	2	2
Horsepower	600-1200 HP	600-1200 HP	600-1200 HP
Motor Type	Radial Piston	Radial Piston	Radial Piston
Power Unit	Diesel or Electric	Diesel or Electric	Diesel or Electric
Knife Thickness (STD)	2 15/16"	2 15/16"	2 15/16"
Number of Knives	24	32	40
Knife Diameter	31 3/4"	31 3/4"	31 3/4"
Hex Shaft Diameter	10 7/8"	10 7/8"	10 7/8"
Distance Between Shafts	23 7/8"	23 7/8"	23 7/8"
Cutting Chamber	62"x 70"	62"x 93 1/4"	62" x 116 1/2"
Discharge Height	81 1/2"	81 1/2"	81 1/2"
Hopper Height	58 9/16"	58 9/16"	58 9/16"
Hopper Opening	82 1/4" x 70 13/16"	82 1/4" x 94"	82 1/4" x 117 1/4"
Stand Opening (Height)	106"	129"	152"
Stand Opening (Length)	93"	93"	93"

OPTIONAL FEATURES

- PLC Interfacing for Peripheral Equipment
- Custom Stands and Hoppers
- Feed and Discharge Conveyors
- Pneumatic or Hydraulic Ram
- Vibrating, Magnetic or Rotary Separation
- Reduced Voltage Starters
- Modem Capabilities
- Boom Crane and Working Platform

MAINTENANCE



Several design refinements proven successful to increase ease of maintenance and shredder durability in Shred-Tech's model line up have been incorporated into the ST-1200 shredder.

The removable fingers from the hopper side, the sleeved bearings and the design of the hexed shafts facilitate ease of parts removal. The hopper mounting is configured to permit shredder disassembly without hopper removal.


A Shred-Tech proprietary torque setting mechanism provides easy knife-stack tightening.

ST-1200

2 - SHAFT SHREDDER

The ST-1200 the largest and most powerful high torque shear shredder available.

SHRED-TECH
 COMPLETE INFORMATION DESTRUCTION AND RECYCLING SOLUTIONS
www.shred-tech.com | shred@shred-tech.com
 tf. 1.800.465.3214 | t. 519.621.3560 | f. 519.621.4288
 Service Hotline: 1.877.566.2345



All Shred-Tech Shredders are available under US Federal Supply Contract.® All rights reserved. Shred-Tech and Shred-Tech logo are registered trademarks of Shred-Tech. Specs correct at press time, and may change without notice. 190318