

ST-15

2-SHAFT SHREDDER

Compact size and superior performance makes this model ideal for any shredding company.

The ST-15 reduces data tapes, books, confidential documents & other materials to a secure shred size providing you with higher security. It does more, so you can DO MORE!

STANDARD FEATURES

▶ CUTTING CHAMBER

The ST-15 shredder features Shred-Tech's cast aluminum shredder body with patent pending "cast-in" steel cleaning fingers.

▶ KNIVES

Shred-Tech Engineers have designed each knife profile and configuration to suit the application for maximum throughput and optimum shred size.

▶ DRIVE SYSTEM

The ST-15 shredder is available with a wide range of gear reduced drive ratios fitted with 10, 20, 25 or 30 HP electric motors.

▶ CONTROL PANEL

The ST-15 control panel, designed by certified Shred-Tech technicians, features illuminated function buttons, keyed power switch, fused lockable disconnect, hour meter and a programmable logic controller for shredder functions, including knife reversal on overload.

▶ HOPPER AND STANDS


Quality is evident in the workmanship of Shred-Tech's extra heavy duty stand and hopper. As an option, the stand and hopper can be modified to suit the application or installation.


▶ HEX SHAFTS

The unique design of the machined hex shafts maximizes knife placement options and allows for easy knife removal and machine maintenance. Size for size, the hex shaft is several times stronger than a keyed shaft. The Shred-Tech hex shaft drive system offers the highest knife-tip cutting force of any comparable shredder on the market.



The ST-15 is designed for maximum use with a wide range of materials and optimum shred size.





TECHNICAL SPECIFICATIONS	ST-15 E	ST-15 ES
MEASUREMENTS		
M/C Length	58"	54"
M/C Width	40"	40"
M/C Height	90"	90"
M/C Weight	1,350 lbs	1250
Floor Space (sq.ft.)	16	15.5
PRODUCT SPECIFICATIONS		
Drive	Electric	Electric
Number of Motors	1	1
Horsepower	10, 20, 25, 30 HP	10, 20, 25, 30 HP
Voltage	208-600	208-600
Hertz	50/60	50/60
Knife Thickness (STD)	1/4", 3/8", 5/8", 1 3/16"	
Number of Knives	73, 50, 30, 14	61, 40, 24, 11
Knife Diameter	6 3/4"	6 3/4"
Hex Size	2 11/16"	2 11/16"
Distance Between Shafts	5 7/8"	5 7/8"
Cutting Chamber	13"x21"	13"x17"
Discharge Height	40"	40"
Hopper Height	38"	38"
Hopper Opening	22" x 28"	22" x 24"
Stand Opening (width)	30"	30"
Stand Opening (length)	38"	34"

- OPTIONAL FEATURES**
- PLC Interfacing for Peripheral Equipment
 - Custom Stands and Hoppers
 - Feed and Discharge Conveyors
 - Pneumatic or Hydraulic Ram
 - Explosion Proof Motors
 - Modem Capabilities
 - Magnetic or Eddy Current Separators
 - Hydraulic Drive Options

MAINTENANCE

Several design refinements proven successful to increase ease of maintenance and shredder durability in Shred-Tech's model line up have been incorporated into the ST-15 shredder.

Bulkhead walls at either end of the cutting chamber provide excellent bearing and seal protection. The modular light-weight cast construction facilitates quick and easy assembly.




ST-15

2 - SHAFT SHREDDER

The ST-15 is designed for maximum use with a wide range of materials and optimum shred size.

SHRED-TECH
 COMPLETE INFORMATION DESTRUCTION AND RECYCLING SOLUTIONS
 www.shred-tech.com | shred@shred-tech.com
 tf. 1.800.465.3214 | t. 519.621.3560 | f. 519.621.4288
 Service Hotline: 1.877.566.2345



All Shred-Tech Shredders are available under US Federal Supply Contract.® All rights reserved. Shred-Tech and Shred-Tech logo are registered trademarks of Shred-Tech. Specs correct at press time, and may change without notice. 190318