

MCS-1

Shred-Tech's most versatile and efficient Paper Collection Truck.

The MCS-1 is designed to allow bulk loading of paper directly into plastic bins, or directly onto the floor.

VERSATILITY

The MCS-1 is designed to be used in conjunction with a shredding plant, or a satellite facility where paper is consolidated for transfer. Either way, the MCS-1 has you covered.

PRODUCTIVITY

With a legal payload of up to 14,000 lbs, it makes short work of even the busiest route. It has double the payload of a conventional straight truck.

TRANSFER MARKET USE

The MCS-1 can be pre-loaded with plastic bulk bins (plastic gaylords), which can be filled individually, allowing for paper sorting during the route. Bins can be off-loaded quickly and safely at a loading dock using the walking floor, or they can be sealed and shipped to your shredding plant. The bins are collapsible to allow for stacking and storage upon return to the collection market or depot.

SHREDDING PLANT USE

For shredding plant use, the MCS-1 has also been designed to be bulk loaded onto the walking floor; an ideal configuration for unloading directly onto the plant floor or a conveyor.

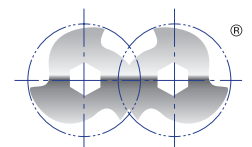

LAYOUT & CONTROLS

This Paper Collection Truck uses many of our state-of-the-art shredding truck features, such as the bin tunnel, Gripper Tipper® and Plus 1 micro control system.

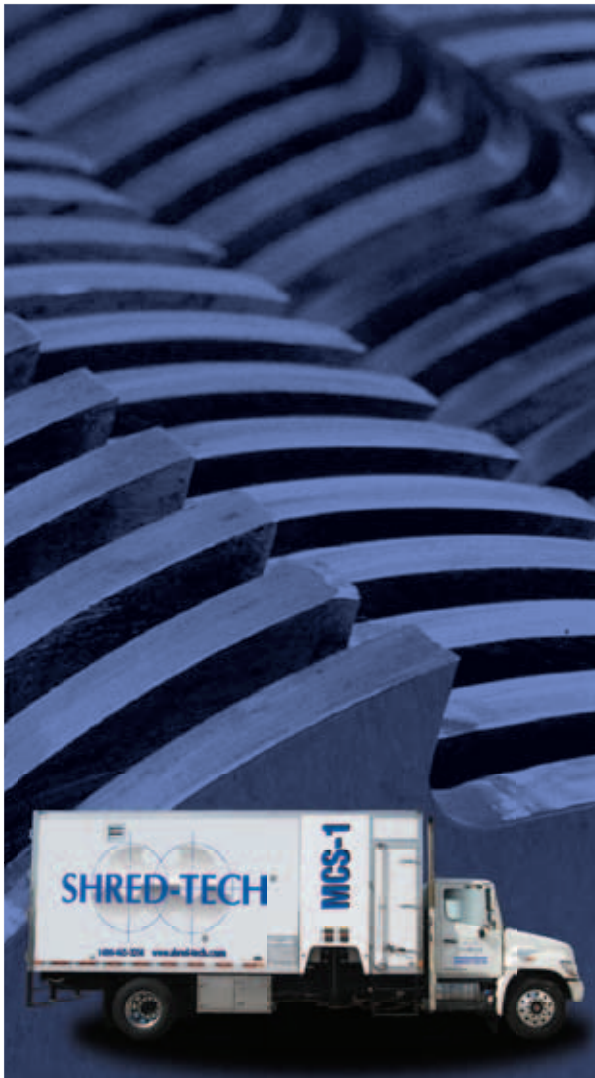
ADDED STORAGE

For added convenience, there is a separate storage compartment for 64 & 96 gallon carts or empty file boxes; with passenger side access.

Watch it in action on our YouTube channel at: [shredtechvideos](#)



SHRED-TECH



MCS-1

Shred-Tech's most versatile and efficient Paper Collection Truck.

2 Year Limited Warranty

Contact our Sales Team for more details.

TECHNICAL SPECIFICATIONS	MCS-1	
	33,000 GVW	26,000 GVW
Freightliner M2106	S	S
Hino	O	
ENGINEERING		
System Controls	Ground/Curb Level	
Cycle Time: Load (per lift) / Unload (full load) - no bins	< 50 s / < 5 min	
Legal Payload Capacity, Up To**	10,000 lbs	6,000 lbs
Loading Method	Gripper Tipper at Front 64/96 Internal Indexing Loading Hopper	
Unloading Method	Active Floor	
Drive Configuration	PTO / Hydraulic	
Chassis Type	Single Axle	
Chassis Horsepower	240 hp	
Body Construction	Unibody FRP	
SYSTEM DIMENSIONS		
Overall Length	31'	
Body Length	21'8"	
Width	8'	
Height	12'9"	
Weight Empty	19,000 lbs	

Product specifications subject to change without notice.

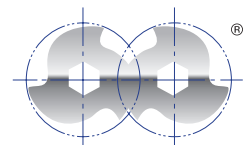
>> | S | = Standard | O | = Option | X | = Not Available

*Legal Payload Capacity is an estimate based on chassis GVWR only. Actual payload can vary depending on many factors including paper type, weather conditions, and system maintenance. Shred-Tech does not guarantee payload results.

>> SHRED-TECH. THE WORLD'S BEST DOCUMENT DESTRUCTION SYSTEMS.

W www.shred-tech.com | E shred@shred-tech.com | T 800.465.3214 or 519.621.3560

F 519.621.4288 | SERVICE AFTERAHOURS 877.566.2345



SHRED-TECH